

## CHATGPT Clone done with Next, Typescript, tailwindCSS

### Project description:

This is the documentation for a clone of the IA propose by OpenAI, **CHATGPT**. This application is for **demo** and **educational purposes** only.

Not all of the application's functionalities are necessarily reproduced in their entirety, as we are concentrating essentially on the main functionalities in the interests of time and difficulty. As these applications are not commercialized, it is neither useful nor necessary to reproduce the entire application, but only a part of it, in order to apply the basic **Next** framework.


**⚠ For clones made on Next and published via Vercel, it can happen that they are detected as dangerous by google as it could be akin to social engineering to steal your identifiers. For your information, all my Next applications use Google or Facebook OAuth authentication systems. So, you have little to worry about, as they're more secure than a classic password login authentication. And I don't have access to your login information.**

To bypass the warning page on your browser, click on "Details" on the red page and then visit the dangerous site.

Let me reassure you once again, I have no interest in hacking you with a domain name bearing my own first and last name. For the more fearful among you, you can use a fake account if you don't trust me.

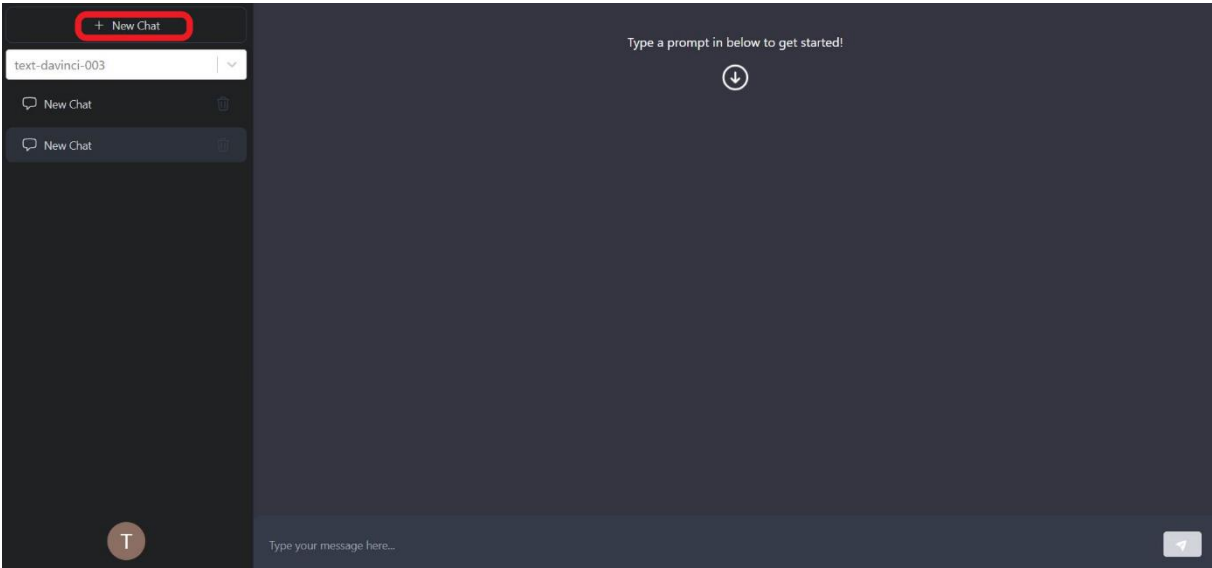
## Part1: OAuth Google Login

You'll first be taken to the login page, where you'll need to log in with a Google account. For your information, these OAuth login methods (Facebook, Google, Github) are more secure than the classic login, password method.

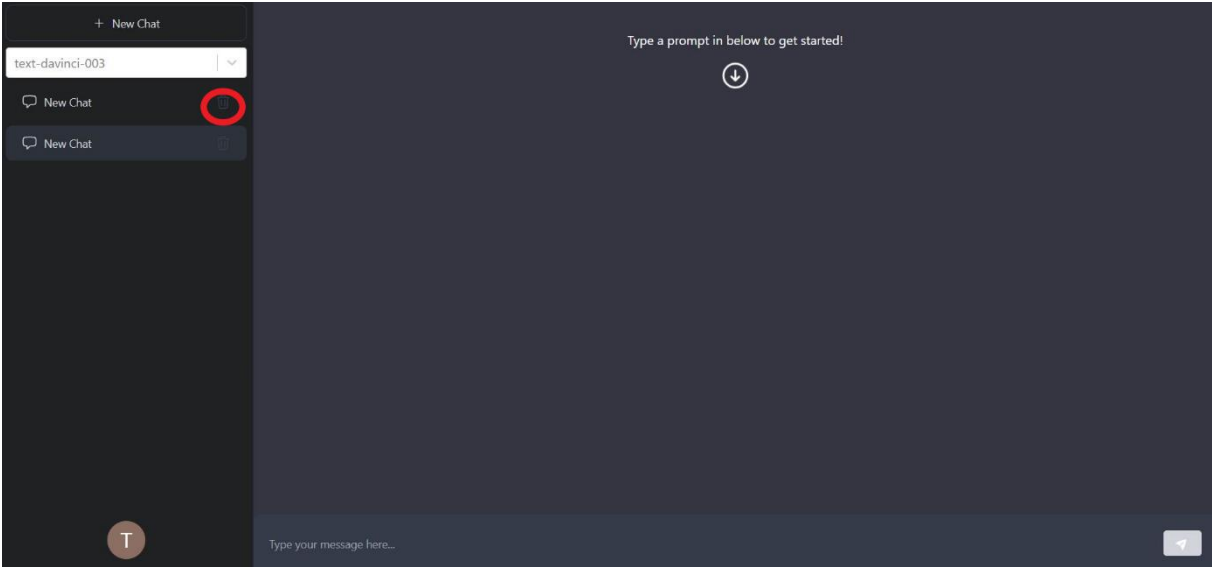


Click on login button and choose the google account with which you wish to browse.

Part2: Add New Chat

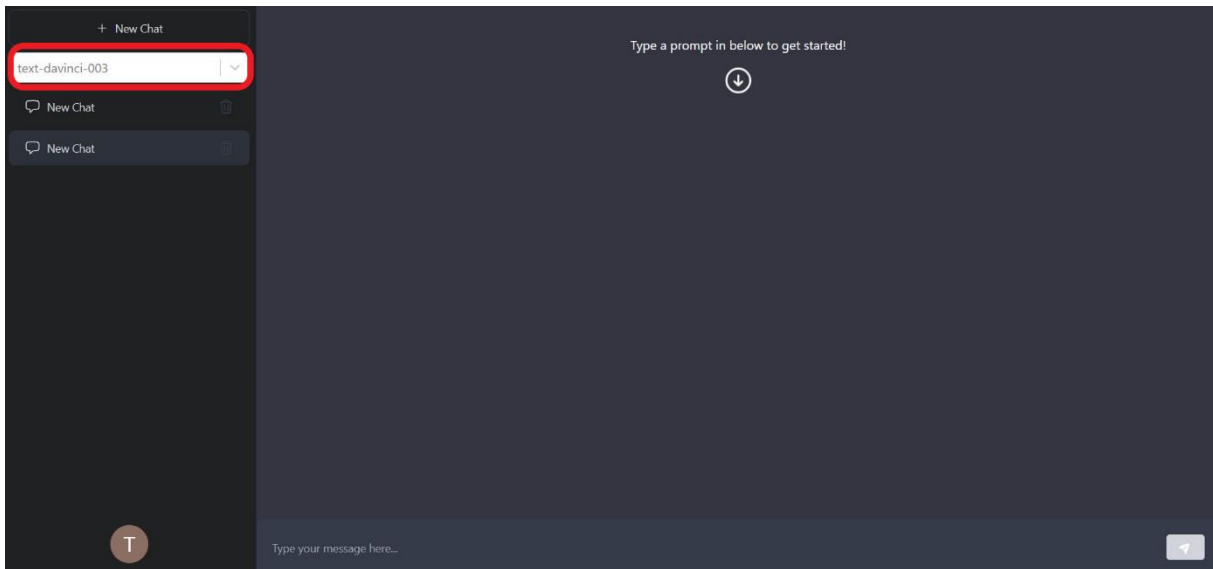


Part3: Delete Chat



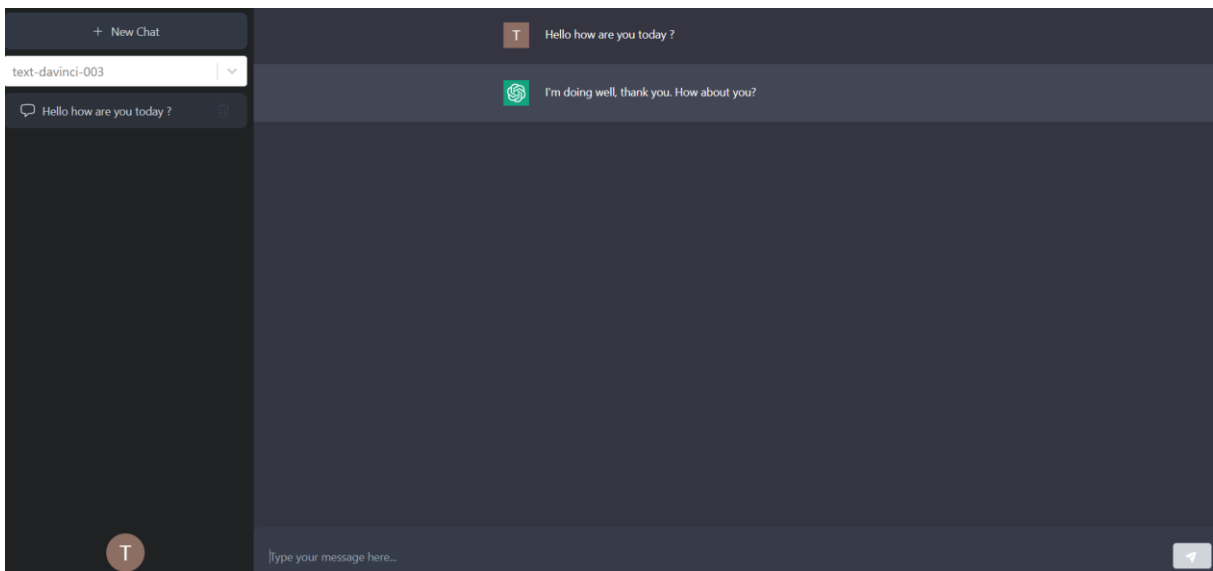
#### Part4: Select a model

It's possible to select a model to guide the AI's responses, here's the doc for more information:  
<https://openai.com/blog/introducing-chatgpt-and-whisper-apis>



#### Part5: Enter a prompt

**⚠️ I'd better warn you, the chatgpt api has recently become chargeable and I don't want to pay for a non-profit project. I'm leaving the project as is, but when the maximum number of requests is reached, the project will systematically return an error.**



## [Part6: Logout](#)

To logout from the app, you can click on button at the top left of the page.