

Medium Clone done with Next, typescript, tailwindCSS 3.0, Sanity CMS, TypeScript, GROQ

Project description:

This is the documentation for a clone of the blog **MEDIUM**. This application is for **demo** and **educational purposes** only.

Not all of the application's functionalities are necessarily reproduced in their entirety, as we are concentrating essentially on the main functionalities in the interests of time and difficulty. As these applications are not commercialized, it is neither useful nor necessary to reproduce the entire application, but only a part of it, in order to apply the basic **Next** framework.


⚠ For clones made on Next and published via Vercel, it can happen that they are detected as dangerous by google as it could be akin to social engineering to steal your identifiers. For your information, all my Next applications use Google or Facebook OAuth authentication systems. So, you have little to worry about, as they're more secure than a classic password login authentication. And I don't have access to your login information.

To bypass the warning page on your browser, click on "Details" on the red page and then visit the dangerous site.

Let me reassure you once again, I have no interest in hacking you with a domain name bearing my own first and last name. For the more fearful among you, you can use a fake account if you don't trust me.

[Part1: Article Navigation](#)

On the main page you can scroll down to look different article.



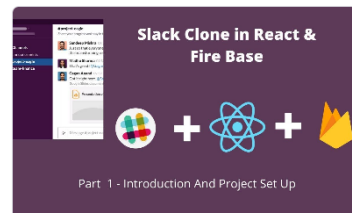
Medium Clone

One of my cloned applications, here we have the Medium blog clone. Medium is a blogging web



Facebook Clone

<https://facebook-clone-tbert31.vercel.app> > Link to the app cloned. Another of my application clones... by



Slack Clone

<https://thomas-berteau.com/SlackClone> > Link to the app cloned. Another of my application clones, he... by



If you click on one of the articles under the large yellow banner, you will be able to read and comment on an article.


Part2: Read Article and Leave a comment

After clicking on an article, you can read it and scroll down. If you wish, you can leave a comment.



Medium Clone

One of my former assignments, here we have the Medium blog clone. Medium is a blogging web platform created in August 2012 by Evan Williams and Biz Stone, the founders of Twitter and Blogger. The site offers a minimalist styling blogging interface designed for long texts, grouped by "collections", posts are displayed, as well as discovery, sharing and recommendation features. The company also pays some professional writers, either on a freelance basis or on a more regular basis like Joshua Davis and Joshua Beamman who publish some Epic Magazine articles on the platform. Medium's goal seems to be to create a platform that offers maximum visibility to users independently of their author to overcome the inherent difficulty of being to find a readership.

 [Evan Williams](#) [Profile](#) [@evanwilliams](#)

This is the first post on the medium build #2024

Leave a comment below!

Name

Email

Comments

Post your comment

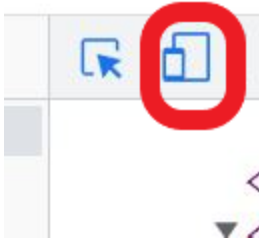
Comments

John Doe: This Medium clone is very well done!

Part3: Responsive

As with most web applications, responsive is important, so if you're interested you can have a look at the work that's been done on this. Right-click in your browser and click on inspect.

Your console will open, and you'll see this icon (the location of the icon may change depending on the browser used, but the icon is always the same)



You can then either choose typical screen formats (iPhone, iPad, Nest Hub...) or choose "Dimension: Reactivity" and adjust the screen size yourself.